

TRANSPORTATION

Reducing Incidents in
Transportation
Industries

— PART **2** —

**Our presentation
will begin soon**



icwGROUP
Insurance Companies

TRANSPORTATION

Reducing Incidents in
Transportation
Industries

— PART **2** —

**ICW Group Risk
Management**



Today's presenter

Izzy De Jesus

Sr. Risk Management Consultant

DOT 053824
ID449207

TOPICS

Quick Review of Part 1

Preventing Transportation Accidents
& Tips to Success

Vehicle Maintenance

Incident Investigations

ICW Group Safety Resources

TOPICS

Quick Review of Part 1

Preventing Transportation Accidents
& Tips to Success

Vehicle Maintenance

Incident Investigations

ICW Group Safety Resources

QUICK REVIEW OF PART 1

Leading accident types

Key prevention elements:

- Driver Selection & Training
- Maintaining Safety Awareness
- Monitoring Employee Behavior



QUICK REVIEW OF PART 1

Types of Industries:



TOPICS

Quick Review of Part 1

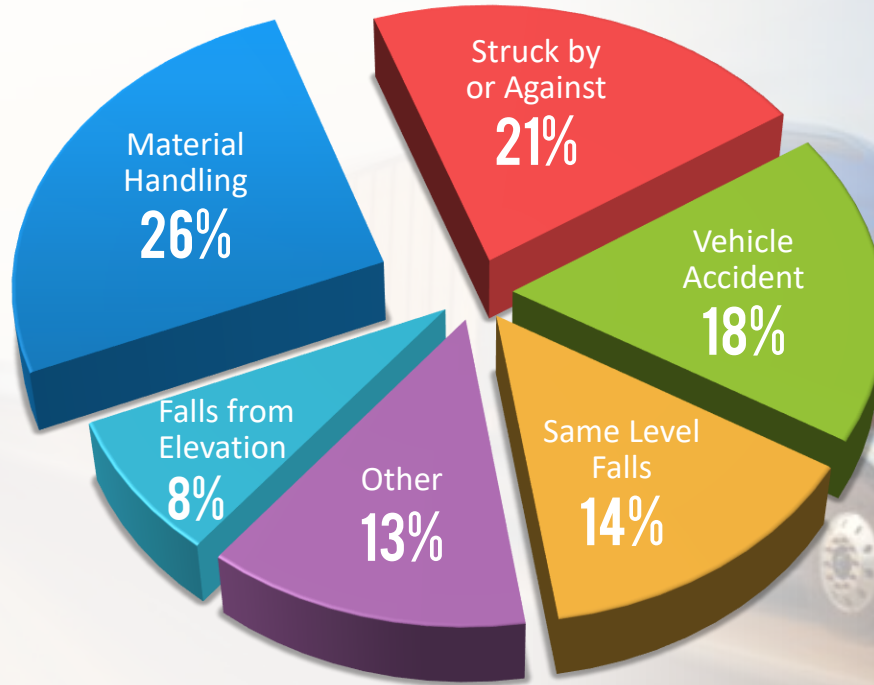
Preventing Transportation Accidents & Tips to Success

Vehicle Maintenance

Incident Investigations

ICW Group Safety Resources

LEADING ACCIDENT TYPES



*Source: ICW Claims Data 1/1/2016 – 9/5/2021

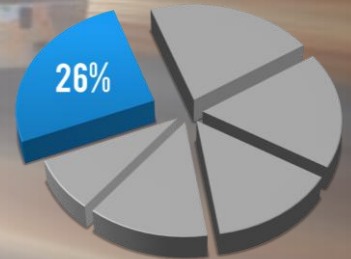
MATERIAL HANDLING: 26%

TIPS TO SUCCESS



Set package weight limits

- Use forklifts, pallet jacks, lifts.
- No lift? Assign helper, and:
 - Slide package to edge before lifting.
 - Avoid lifting below knee.
 - Keep items between shoulders and knees.



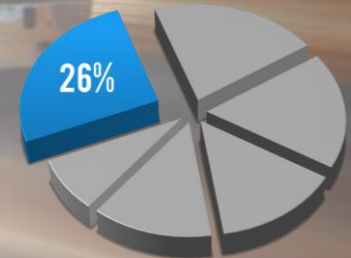
MATERIAL HANDLING – 26%

TIPS TO SUCCESS



Provide lifting assists

- Carts, gloves, back-belts, non-slip shoes.
- Lift & carry between shoulders & knees.
- Don't twist when lifting or carrying.
- Two-person lifts for heavy, bulky items.
- Summer? Provide fluids for hydration!



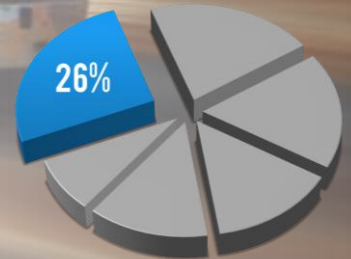
MATERIAL HANDLING – 26%

TIPS TO SUCCESS



Follow PM schedules

- Trucks, trailers, containers, binders, landing gear.
- Consider not using “piece rate pay”.
- Avoid twisting when stacking freight manually inside trailer or handling awkward loads (such as fueling hose).



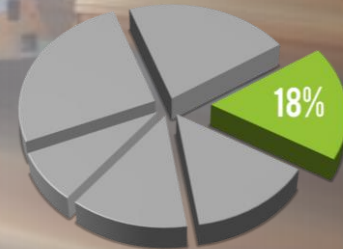
MOTOR VEHICLE ACCIDENTS – 18%

TIPS TO SUCCESS



Monitoring driving behavior

- Review MVR at time of hire & annually.
- Develop safe vehicle operations rules.
- Check GPS, dashcam.
- Watch for driver fatigue.
- Coach for defensive driving, safe following distance, cushion of safety.



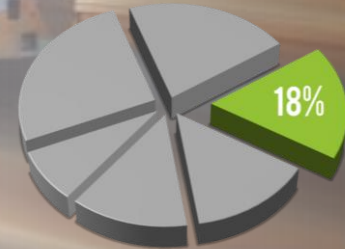
MOTOR VEHICLE ACCIDENTS – 18%

TIPS TO SUCCESS



CDL Drivers:

- Enforce drug & alcohol testing policies.
- Test on road and in yard.
- Train on type of vehicle and technology.
- Monitor driving behavior.
- Safety incentives (accident-free, clean DOT inspections, accurate logs).



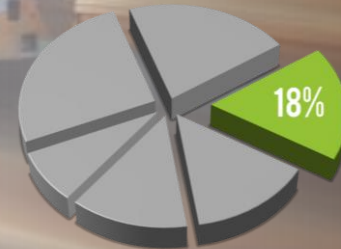
MOTOR VEHICLE ACCIDENTS – 18%

TIPS TO SUCCESS



Garbage Collectors:

- Riding steps, per state & safety regulations.
- Warning signs posted above riding steps to prohibit use above 10 mph or backing.
- Equip vehicle with audible warning when moving in reverse.
- Maintain visual contact on workers.



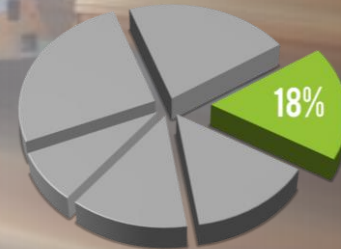
MOTOR VEHICLE ACCIDENTS – 18%

TIPS TO SUCCESS



Garbage Collectors:

- Remain clear of vehicle when backup lights on or alarm is sounding.
- When backing:
 - Check side mirrors repeatedly.
 - Use spotter for blind spots - stop if visual contact with spotter is lost.
 - Employ hand signals.



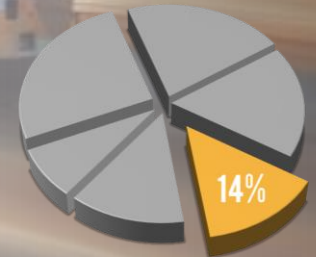
SAME LEVEL SLIPS, TRIPS & FALLS – 14%

TIPS TO SUCCESS



Safe housekeeping policies

- Rules for office, shop and yard
- Safety training: shop, yard, customer sites.
- PPE and equipment work and used properly.
- Regularly inspect shop, warehouse, yard - promptly correct hazards identified.
- Investigate incidents to eliminate risks.



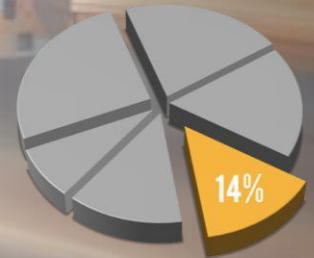
SAME LEVEL SLIPS, TRIPS & FALLS – 14%

TIPS TO SUCCESS



What Can Employers Do?

- Dedicated pedestrian aisles/walkways.
- Keep walkways free of clutter.
- Use yellow paint/tape for elevation changes.
- Inclement weather procedures (snow, rain).
- Proper lighting in shop, warehouse, yard.
- Check for clear path BEFORE moving items.



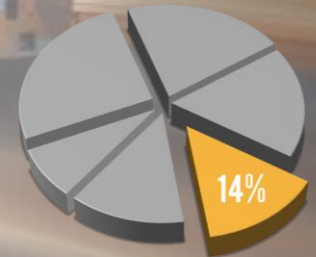
SAME LEVEL SLIPS, TRIPS & FALLS – 14%

TIPS TO SUCCESS



Condition of Path

- Check ground before stepping out of cab.
- Check walkway condition to front door.
- Carrying large items can obstruct view of path- use handcart if available.
- Be extra careful when delivering at night!



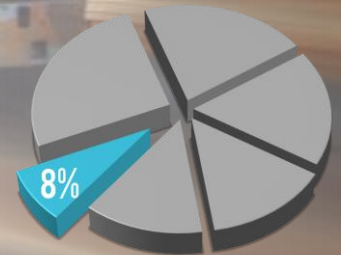
FALLS FROM ELEVATION – 8% (9% \$\$)

TIPS TO SUCCESS



Potential for Serious Injury

- Entering/exiting cabs
- Climbing on tanker-trailers.
- Securing loads or tarps.
- Jumping off trailer (ie. flatbed) to ground.
- Using stairs to warehouse dock/office.
- Forklift loading and wheels not chocked.



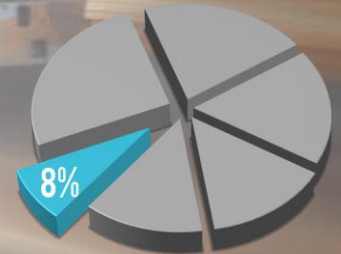
FALLS FROM ELEVATION – 8% (9% \$\$)

TIPS TO SUCCESS



Trucks, Tankers, Mobile Equipment

- Entering/exiting cab, catwalk or ladder:
 - *Face vehicle and use 3-point contact.*
 - **1 hand + 2 feet** – or – **2 hands + 1 foot**
- Eliminate need to climb on tankers for product loading purposes.
 - *Provide portable or fixed platforms!*



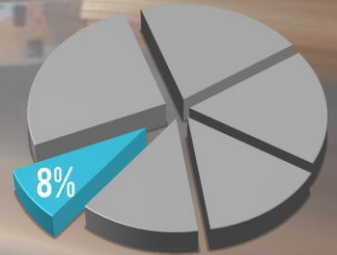
FALLS FROM ELEVATION – 8% (9% \$\$)

TIPS TO SUCCESS



Trucks, Tankers, Mobile Equipment

- DON'T jump off trailer bed to ground.
- If climbing required (i.e., draw sample from milk hauler) clear mud, ice, snow off steps!
- Remember 3-point contact and use fall protection (safety harness) once on top.



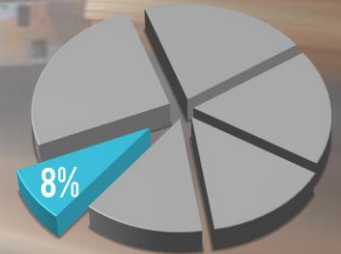
FALLS FROM ELEVATION – 8% (9% \$\$)

TIPS TO SUCCESS



Trucks, Tankers, Mobile Equipment

- Moving trucks - Metal loading ramps and tailgate lifts are extremely slick when wet.
- No standing on lift when raising or lowering.
- Secure flatbed trailer loads BEFORE on road.
- Manual tarping - Try to eliminate need for climbing on top of load.



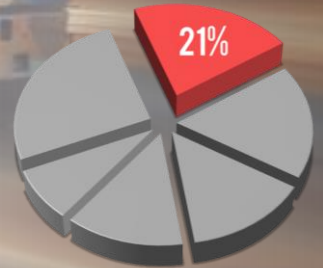
STRUCK BY OR AGAINST – 21%

TIPS TO SUCCESS



Vehicle Components

- Place all equipment on PM program - trucks, trailers, containers, landing gear, etc.
- Train drivers in use of portable fire extinguisher to fight only minor vehicle fires.
 - *Call emergency if fire involves tires or engine compartment!*



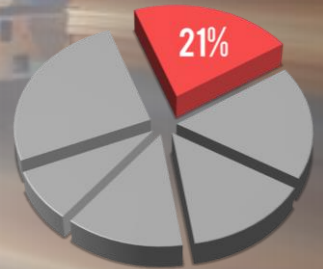
STRUCK BY OR AGAINST – 21%

TIPS TO SUCCESS



Other Equipment Hazards

- Develop communication procedures for mobile equipment operators (cranes and bulldozers) and employees on ground.
- Use trained operators for loading and unloading mobile equipment on trailers.
- Traffic control and flagger training may be needed even if functions are subbed out.



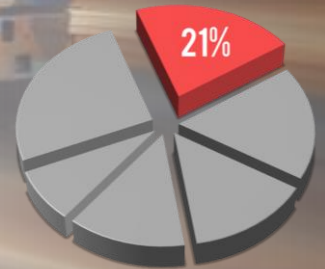
STRUCK BY OR AGAINST – 21%

TIPS TO SUCCESS



Other Equipment Hazards

- Develop communication procedures for mobile equipment operators (cranes and bulldozers) and employees on ground.
- Use trained operators for loading and unloading mobile equipment on trailers.
- Traffic control and flagger training may be needed even if functions are subbed out.

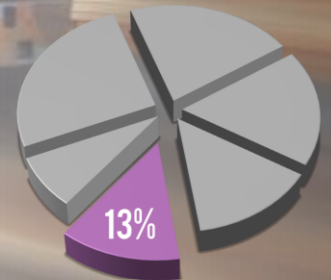


OTHER HAZARDS – 13%

TIPS TO SUCCESS

Other Equipment Hazards

- Workplace violence.
- Exposure to chemicals or biological agents.
- Cumulative Trauma.
- Caught between objects.

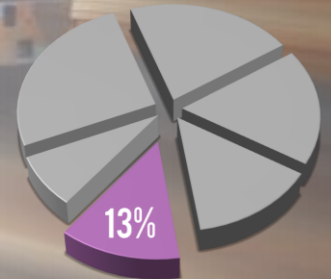


OTHER HAZARDS – 13%

TIPS TO SUCCESS

Other Equipment Hazards

- Train to recognize and avoid potential conflict situations.
- Training and prompt notification of emergency response team.
- Newer equipment, automatic transmissions.
- Maintenance shops should have regularly inspected vehicle service lifts.

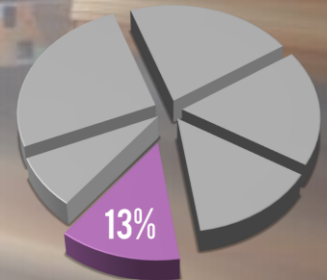


OTHER HAZARDS – 13%

TIPS TO SUCCESS

Yard and Warehouse Workers

- Enforce dedicated pedestrian walkways.
- Ensure sites are free of hazards.
- Provide and require hi-visibility clothing.
- Promote awareness of surroundings.
- Comply with all standards, rules and state/Federal OSHA regulations.



VEHICLE MAINTENANCE PROGRAM

Federal, Local and company policies require maintenance procedures and inspections.

Benefits include:

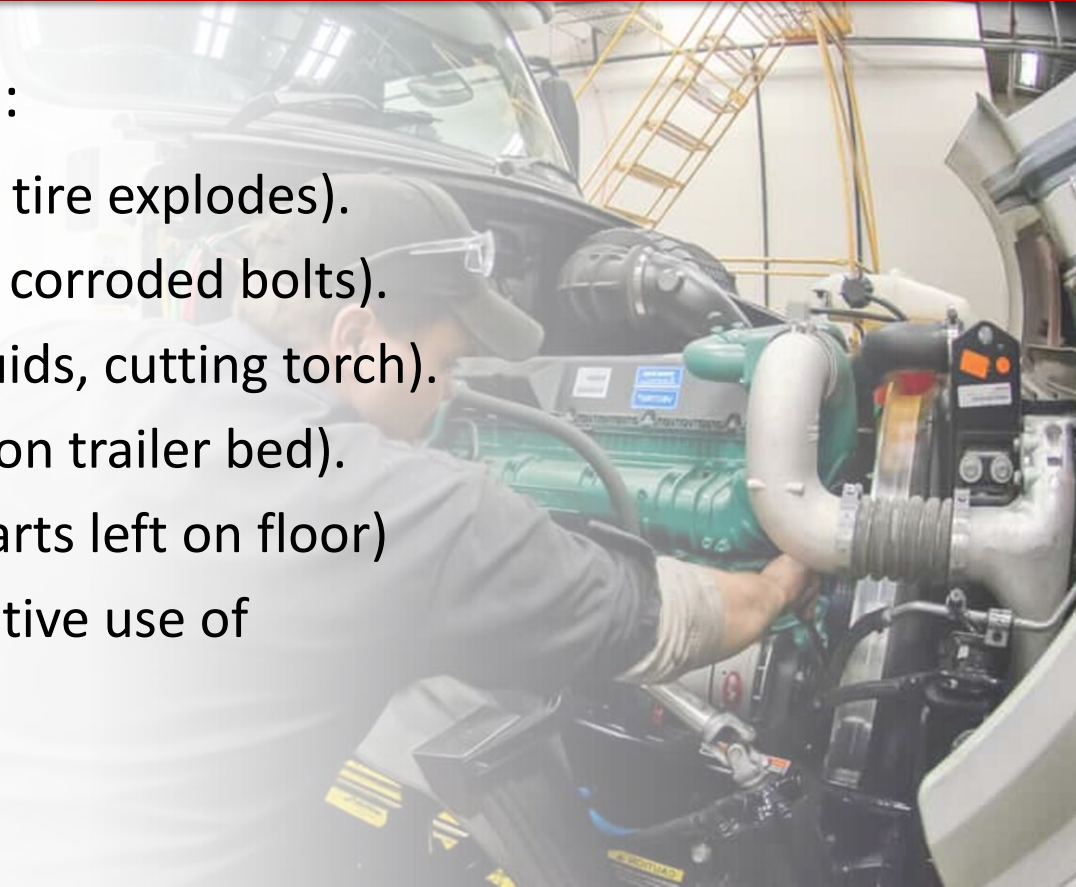
- Lowers insurance costs.
- Lessens vehicle replacement costs.
- Increases safety performance.
- Reduces workers' compensation costs and avoids potential legal fees.



VEHICLE MAINTENANCE PROGRAM

Exposures if done in-house:

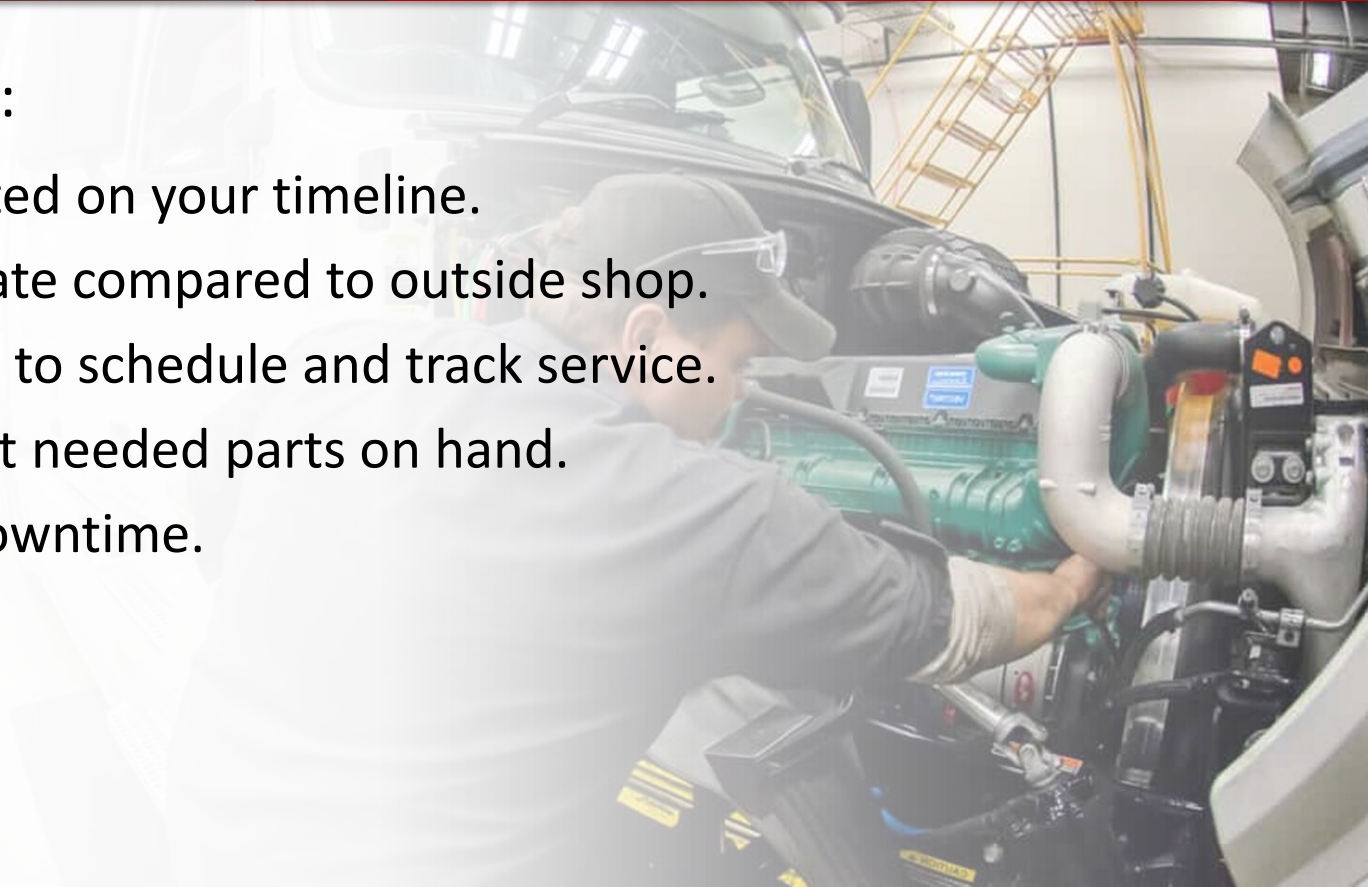
- Struck-by (drops off ramp, tire explodes).
- Strain/Sprain (tire change, corroded bolts).
- Burns (contact with hot fluids, cutting torch).
- Fall from height (climbing on trailer bed).
- Same level fall (fluids or parts left on floor)
- Cumulative trauma (repetitive use of wrenches, hand tools)



VEHICLE MAINTENANCE PROGRAM

If in-house pros:

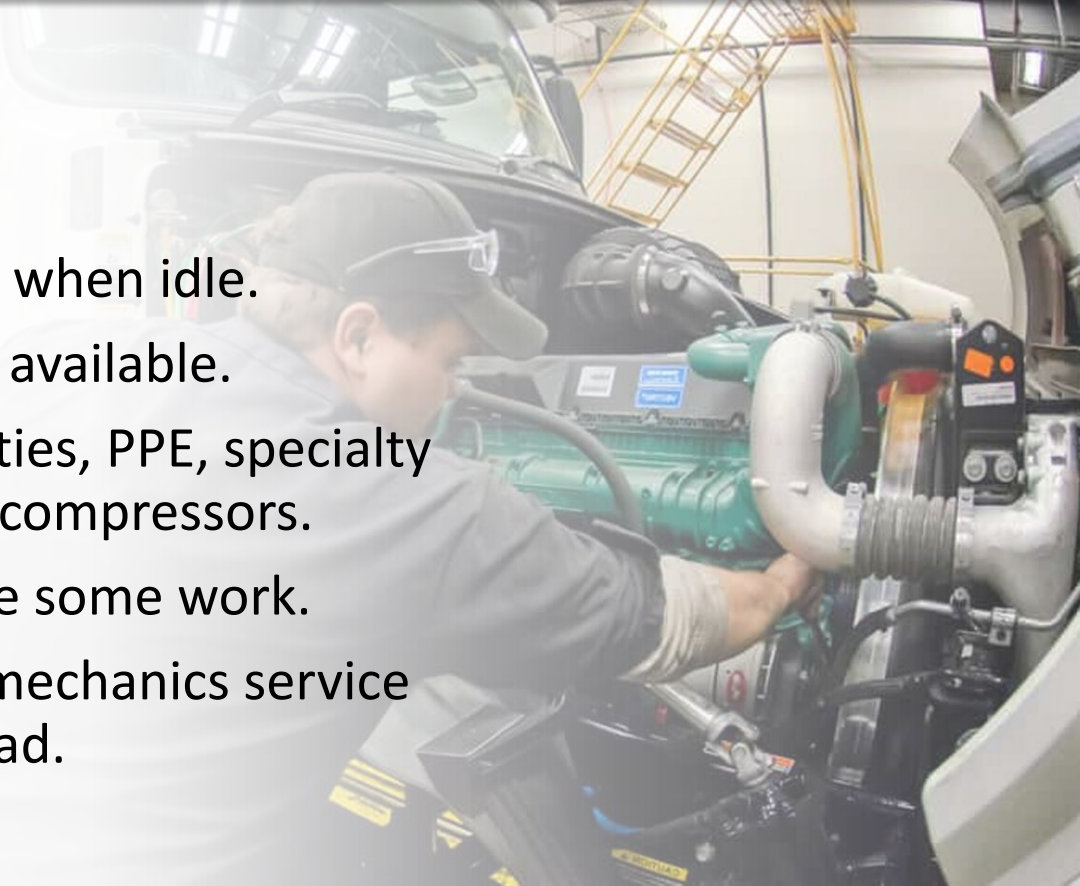
- Work completed on your timeline.
- Lower labor rate compared to outside shop.
- May be easier to schedule and track service.
- Can keep most needed parts on hand.
- Can reduce downtime.



VEHICLE MAINTENANCE PROGRAM

In-House Cons:

- Finding good mechanics.
- Must pay employees even when idle.
- Specialty parts not readily available.
- Overhead shop costs, utilities, PPE, specialty tools, jacks, lifts, welders, compressors.
- May still have to outsource some work.
- Additional hazards when mechanics service vehicles at job sites, on road.



VEHICLE MAINTENANCE PROGRAM

In-House Legal Issues:

If fleet vehicle is involved in accident and it is found vehicle was non-compliant with safety or maintenance issue...

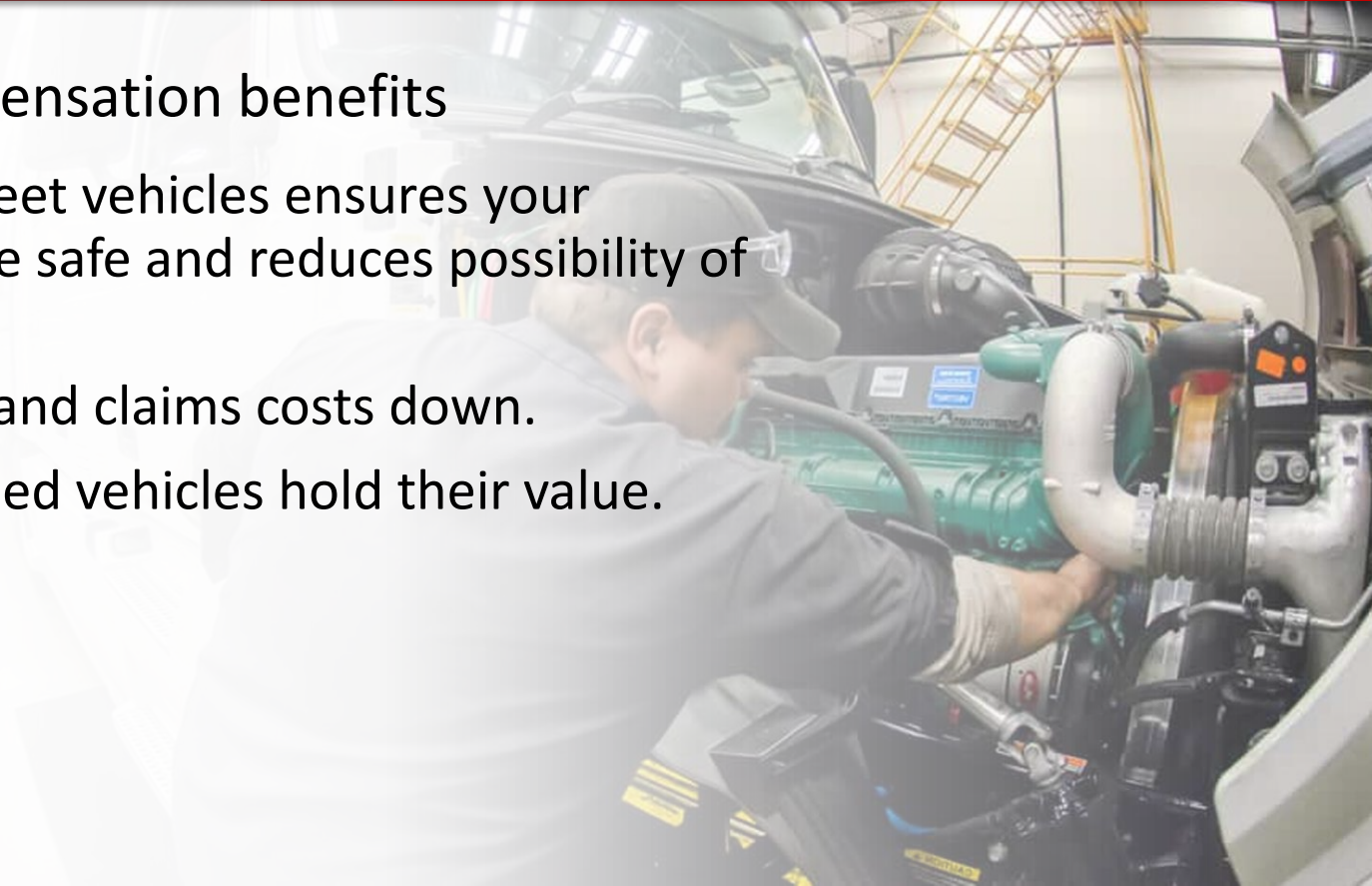
Your company could be at fault.



VEHICLE MAINTENANCE PROGRAM

Workers' Compensation benefits

- Maintained fleet vehicles ensures your employees are safe and reduces possibility of accident.
- Keeps claims and claims costs down.
- Well maintained vehicles hold their value.



TOPICS

Quick Review of Part 1

Preventing Transportation Accidents
& Tips to Success

Vehicle Maintenance

Incident Investigations

ICW Group Safety Resources

INCIDENT INVESTIGATIONS

4 key reasons to investigate:



Determine the root cause



Document your version of incident



Prevent recurrence by correcting



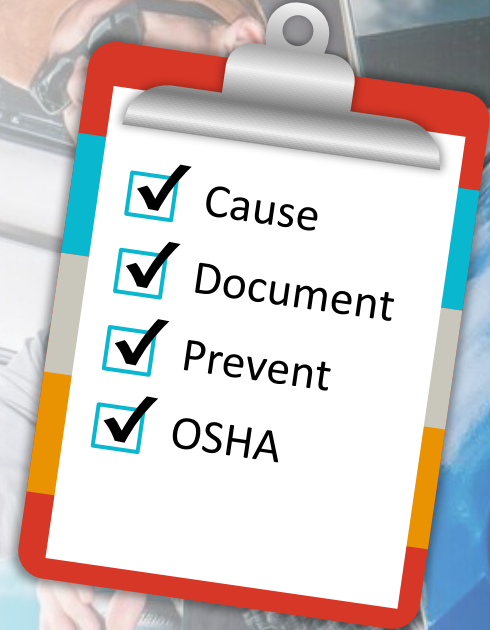
Complete OSHA-required reporting

- 
- A red clipboard with a silver clip at the top, holding a white sheet of paper with a checklist. The checklist has four items, each with a blue checkmark in a box. The background of the slide features a blurred image of a person wearing a hard hat and safety glasses, holding a clipboard, standing next to a blue vehicle.
- Cause
 - Document
 - Prevent
 - OSHA

INCIDENT INVESTIGATIONS

The purpose of investigation isn't to place blame.

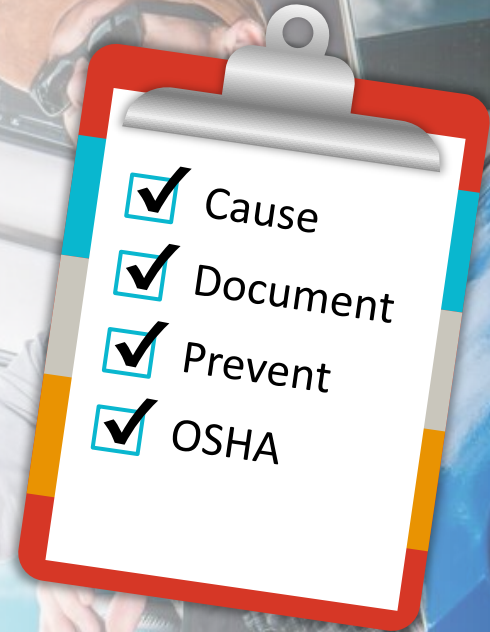
It's to determine cause(s) and prevent reoccurrences!



Who Investigates an Incident?

Up to your company's policy, but usually:

- Minor: Supervisor, safety committee.
- Major: Supervisor, safety committee, safety manager, production manager.
- May also include upper management.

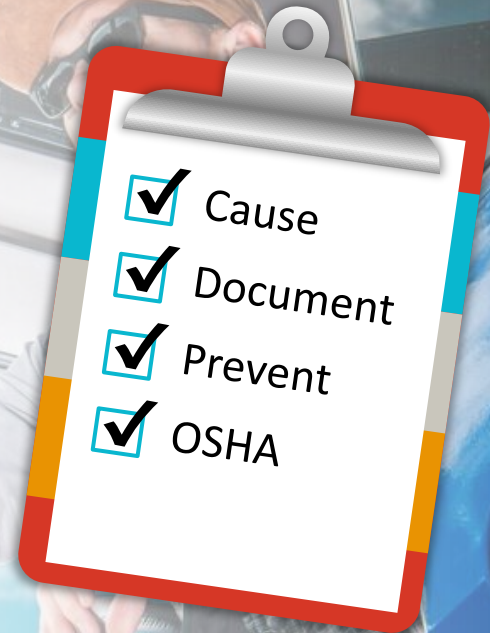


INCIDENT INVESTIGATIONS

When to Investigate?

Immediately after incident!

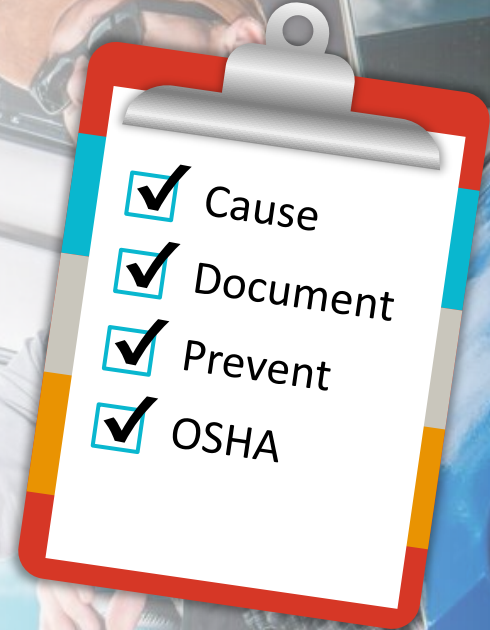
- Witness memories fade.
- Equipment and clues are moved.
- Finish investigation quickly.



INCIDENT INVESTIGATIONS

The Incident Occurs...

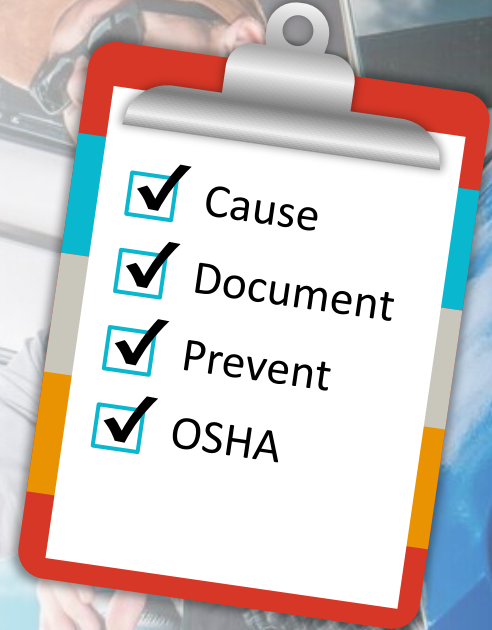
- Employee immediately reports to supervisor.
- Supervisor may treat injury (if qualified) or assess need for medical treatment.
- Leave accident scene intact.
- Contact accident investigation team.



INCIDENT INVESTIGATIONS

The Investigation...

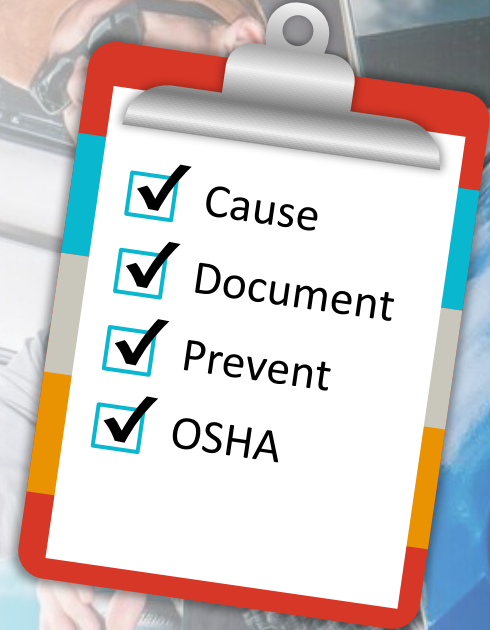
- Gather investigation team and kit.
- Report to scene.
- Look at big picture.
- Record initial observations.
- Take pictures.



INCIDENT INVESTIGATIONS

Information to Gather...

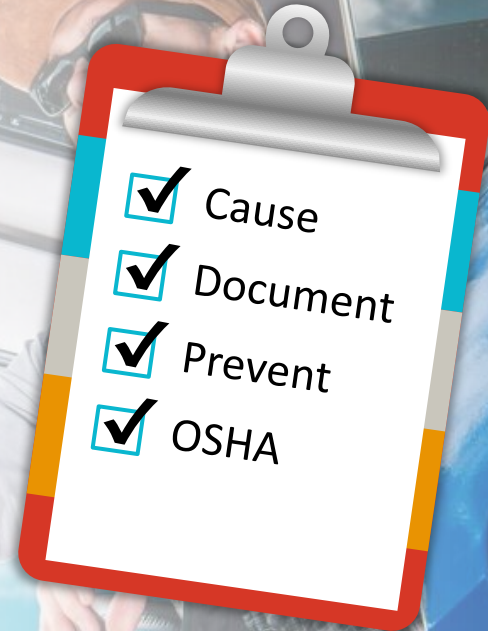
- Location.
- Time of incident.
- Activity.
- Description of incident.
- Witnesses.



INCIDENT INVESTIGATIONS

After Investigation You Should...

- Identify who was involved and witnesses.
- Determine items or equipment involved.
- Record detailed description.
- Determine causal factors.
- Conduct corrective actions.



TOPICS

Quick Review of Part 1

Preventing Transportation Accidents
& Tips to Success

Vehicle Maintenance

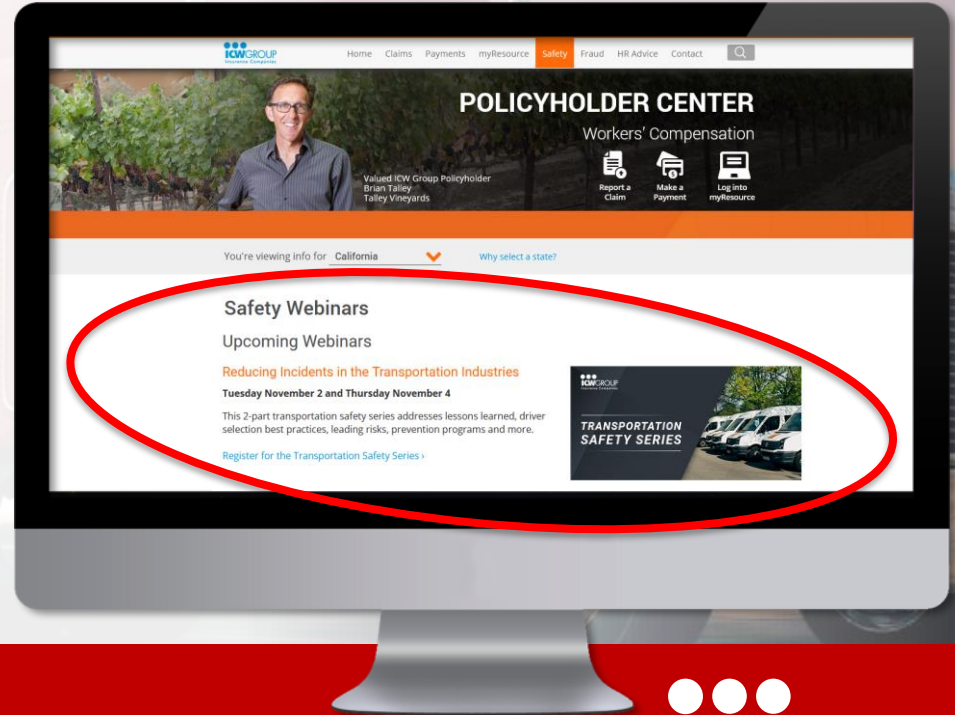
Incident Investigations

ICW Group Safety Resources

ICW GROUP SAFETY RESOURCES

Find all resources!

- Safety Area
- Safety Webinars
- **Reducing Incidents in the Transportation Industries**



ICW GROUP SAFETY RESOURCES

Find all resources!

- Webinars on-demand.
- Posters.
- Job Hazard Analysis.
- Accident Investigation Form.
- Root Cause Investigation Form.



QUESTIONS?

CONTACT US!

riskmanagement@icwgroup.com



**ICWGROUP**
Insurance Companies

Thank you!

riskmanagement@icwgroup.com

